



Town of Wickenburg

OFFICE OF THE TOWN CLERK

abrown@wickenburgaz.gov

(928) 668-0517

CANDIDATE GUIDE

HOW TO CREATE A NOMINATION PETITION ONLINE HOW TO FILE NOMINATION PAPERS & PETITIONS

Candidates running for Wickenburg Town Council may collect 110% of their required nomination petition signatures using the Secretary of State's (SOS) online petition portal system (E-Qual). E-Qual enables candidates to create and manage their online nomination petitions for elections and allows eligible voters to electronically sign these petitions. The use of this system is authorized by Arizona Revised Statutes § 16-317 (A).

For the August 4, 2026, Town of Wickenburg primary election for (3) Councilmembers, candidates may choose to collect up to 163 nomination petition signatures using E-Qual.

In addition to electronic petitions, paper petitions can be used as a supplement to the online signatures for the purpose of building a cushion in the number of signatures. When circulating petitions in hard copy, please ensure the information on the paper forms matches the information on the electronic forms.

Before any signatures are collected, a Statement of Interest must be filed with the Town Clerk's Office.

For candidates who do not wish to use the E-Qual system, the existing hard copy nomination petition process can still be used as an alternate option.

Please contact the Wickenburg Town Clerk's office with any questions at 928-668-0517 or abrown@wickenburgaz.gov.

Table of Contents

STEP-BY-STEP INSTRUCTIONS

CREATE AN ACCOUNT OR LOG IN IF YOU HAVE AN ACCOUNT.....	3
CREATE A CANDIDATE.....	4
CREATE A PETITION.....	5
HOW TO SHARE A DIRECT LINK TO YOUR PETITION	7
HOW TO VOID A PETITION.....	8
HOW TO CLOSE A PETITION	9
HOW TO PRINT A PETITION	10
HOW TO SEARCH AND EXPORT VOTER SIGNATURES.....	11
HOW TO FILE NOMINATION PAPERS AND PETITIONS.....	12

CREATE AN ACCOUNT OR LOG IN IF YOU HAVE AN ACCOUNT

1. GO TO THE ONLINE PETITION PORTAL FOR LOCAL OFFICES

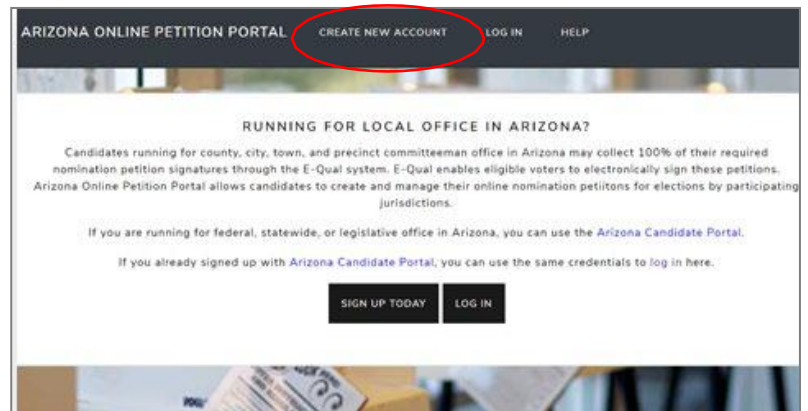
<https://apps.azsos.gov/apps/election/eps/Portal/>

Please note, local candidates CANNOT use the regular Arizona Candidate Portal. The regular Arizona Candidate Portal is used for federal, legislative, or state candidates. **Local candidates** must use the Arizona Online Petition Portal for local offices.

2. CREATE A NEW ACCOUNT

If you have never used E-QUAL as a candidate, click 'Create New Account' from the top menu bar or 'Sign Up Today' on the home page.

If you have run for a federal, legislative or state office, you can sign in using the same log in information (user name/password) that you used to sign into the regular Arizona Candidate Portal.



3. FILL OUT THE FORM

Fill out the form and click 'Create My Account'.

You should get a message saying that a confirmation email has been sent to your email. Go to your email inbox. Open the email that was sent from the Arizona Secretary of State. Click the link inside to confirm your email. You should now be able to log in to the petition portal. If you are not seeing the e-mail after a few minutes, check your spam folder.

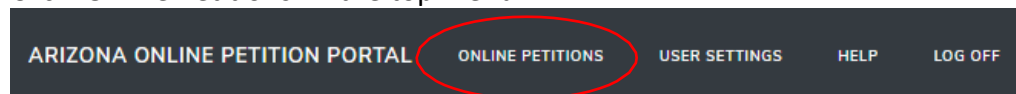
4. LOG IN

Enter your account email address and password and click 'Log In'.

CREATE A CANDIDATE

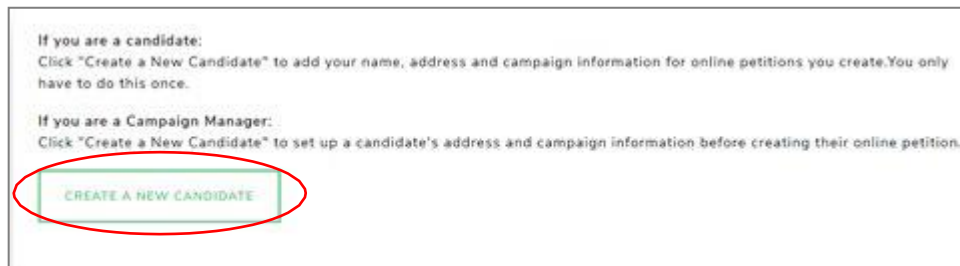
1. CLICK 'ONLINE PETITIONS'

Click 'Online Petitions' in the top menu.



2. CLICK 'CREATE A NEW CANDIDATE'

Click 'Create a New Candidate.'



3. FILL OUT THE FORM

Fill out your candidate information and click 'Save Candidate Information' at the bottom when you are done. Please note that the information entered here will be auto filled when creating your petition.

CREATE CANDIDATE

Candidate Name* * Required Field

Candidate name as you want it to appear on ballot for new petitions.

Required

ADDRESS

Home address used for new petitions.

Address Line 1*

Required

Address Line 2

Optional

City* Required State* AZ ZIP Code* Required

County* Required

CAMPAIGN INFORMATION

To update, click the candidate name and edit the information. Any changes here are only good for newly created petitions. If a petition is currently open, **any changes made here will not be reflected on the open petition.**

CAMPAIGN MANAGERS: If you are a campaign manager and will be monitoring multiple candidates, you can do this by following the above steps to create additional candidates. The candidates will be listed for you to view.

PETITIONS FOR CALVIN COOLIDGE						CREATE NEW PETITION
JURISDICTION	ELECTION	OFFICE	OPEN DATE	STATUS		
City of Phoenix	2020 General Election	City Council District 1	April 30, 2020 @ 08:52 AM	Open	View	

PETITIONS FOR DWIGHT EISENHOWER						CREATE NEW PETITION
JURISDICTION	ELECTION	OFFICE	OPEN DATE	STATUS		
City of Phoenix	2020 General Election	City Council District 1	April 30, 2020 @ 08:52 AM	Open	View	

CREATE A PETITION

1. CLICK 'CREATE NEW PETITION'

This button is found to the right of the candidate name.

Thank you. The candidate was updated.

If you are a candidate:
Click on the candidate name to update your name, address and campaign information for any new petitions you create.

If you are a Campaign Manager:
Click "Create a New Candidate" to create new candidates and add their petitions. Click on the candidate name to update the candidate's name, address and campaign information for new petitions.

CREATE A NEW CANDIDATE

PETITIONS FOR JOE SMITH

CREATE NEW PETITION

From the drop-down menu under 'Jurisdiction' select the jurisdiction. Under 'Election Year', select the election's year if it hasn't been automatically selected for you. Under 'Office' select which office you are seeking. **Double check you selected the correct options.**

Click 'Next' to go to the next screen. Note: If there is only one option in a dropdown, that option will automatically be selected for you.

CREATE ONLINE PETITION

IMPORTANT: Before a candidate may begin collecting signatures they MUST file a statement of interest with the filing office for which they are running.

Jurisdiction*

Required

Election Year*

Required

Office*

Required

NEXT >>

2. CANDIDATE INFORMATION

The candidate information is auto filled from the 'Create Candidate' form. In this form you can update all the fields.

The last two boxes of this form 'Campaign Email Address' and 'Campaign Phone Number' are optional fields for voter information/education. **Please note this information will be displayed on your petition form for public viewing.**

When typing your name in the 'Candidate Name' field, please place your name as you would like it to appear on the ballot.

Full residential addresses are needed, please do not put PO Boxes in any address field.

Please review other important reminders for candidates listed on the next page before completing this form.

CREATE ONLINE PETITION

Jurisdiction specific instructions.

Candidate Name*

Candidate name as you want it to appear on ballot.

Theodore "Teddy" Roosevelt

ADDRESS

Address Line 1*

7504 NOTRE DAME RD

Address Line 2

Optional

City*

Mass

State*

AZ

ZIP Code*

84887

County*

Maricopa

CAMPAIGN INFORMATION

The following information is optional and will be shown to signers.

Campaign Email Address

sample@email.com

Campaign Phone Number

111-111-1111

All of the information you supply on this page will appear on your petition and be viewable online.

<< PREVIOUS

NEXT >>

Important Reminders for Candidates:

1. When typing your name into the 'Candidate Name' field, type your name as you would like to see it appear on the ballot.
2. In the 'Address' field, a physical (residential) address is required. Do not enter PO box addresses.
3. Review the information entered carefully before creating a new petition. Once a petition is created, the information cannot be modified. If changes are needed, the petition would need to be voided (releasing any signatures collected to that point) or closed, and a new petition created.
4. Please contact the Town Clerk's Office with any questions.

DOUBLE CHECK YOUR INFORMATION! Once your petition has been created, the **ONLY** way to change this information is to void (remove all signatures) or close (cannot accept new signatures) your petition and create a new one with the correct information. **THE INFORMATION PROVIDED HERE GOES ON YOUR PETITION!** After you have reviewed your information, click "Next".

3. REVIEW & CREATE PETITION

On the third and final screen, you will be asked to review the petition text.

Once you click on 'Create Petition' the information on the petition **CANNOT** be changed. If you wish to change anything at this point, click 'Previous' before clicking on 'Create Petition.' Once everything looks good, click 'Create Petition' to finish the creation process.

REVIEW

Review the following and click "Create Petition" button at the bottom of the page.

ENGLISH

NOMINATION PETITION FOR CITY COUNCIL MEMBER

I, the undersigned, a qualified elector residing within District 1 of the City of Phoenix, Arizona, hereby join in a petition for the nomination of Theodore "Teddy" Roosevelt, who resides at 7564 NOTREAL RD Mesa AZ 54657 in the City of Phoenix, Arizona, for the office of City Council Member from District 1, to be voted for at the municipal election to be held in the City of Phoenix, on the 3rd day of November, 2020, and I hereby affirm that I am qualified to vote for this office, that I have not signed and will not sign a petition nominating any other candidate for the above named office, and that my actual residence is as set opposite my name below. I further declare that if I choose to use a post office box address on this petition, my residence address has not changed since I last reported it to the County Recorder for purposes of updating my voter registration file.

ESPAÑOL

PETICIÓN DE NOMBRAMIENTO PARA MIEMBRO DEL CONCEJO MUNICIPAL

Yo, el que firma abajo, soy un elector calificado que reside dentro del distrito 1 de la municipalidad de Phoenix, Arizona, y por medio de la presente me uno a la petición para el nombramiento de Theodore "Teddy" Roosevelt, que reside en el 7564 NOTREAL RD Mesa AZ 54657 en la Municipalidad de Phoenix, Arizona, para el puesto de Miembro del Concejo Municipal para el Distrito 1, para ser elegido en la elección municipal que se llevara a cabo en la Municipalidad de Phoenix, el día martes, 3 de noviembre de 2020, y por la presente afirmo que estoy calificado para votar para este puesto, que no he firmado y que no firmaré una petición nombrando a ningún otro candidato para el puesto mencionado arriba, y que mi domicilio es el que aparece abajo, al lado de mi nombre. Asimismo, declaro que si he decidido utilizar un buzón de correo postal en esta petición, mi dirección de residencia no ha cambiado desde la última vez que se la proporcioné al Registrador del Condado para actualizar los datos de mi registro electoral.

<< PREVIOUS CREATE PETITION CANCEL

You will be returned to the Online Petitions page and the petition you just created will be listed below your candidate name.

PETITIONS FOR THEODORE "TEDDY" ROOSEVELT						CREATE NEW PETITION
JURISDICTION	ELECTION	OFFICE	OPEN DATE	STATUS		
City of Phoenix	2020 General Election	City Council District 1	May 01, 2020 @ 01:40 PM	Open		View

HOW TO SHARE A DIRECT LINK TO YOUR PETITION

When you create a petition, a direct link to your petition is created. You can post that link on your website, in email, social media communication, etc. When voters click on your direct link, they will be sent directly to your online petition for signing.

1. GO TO THE PETITION DETAILS PAGE

Click 'View' next to the open petition to open the petition details page.

City of Phoenix	2020 General Election	City Council District 1	May 01, 2020 @ 01:40 PM	Open	View
-----------------	-----------------------	-------------------------	-------------------------	------	----------------------

2. FIND THE LINK & SHARE

Find the E-QUAL link and share it, as needed.

ONLINE PETITION			
Candidate Name:	Theodore "Teddy" Roosevelt	E-Qual Link:	https://goqa.azsos.gov/cb56
Election:	City of Phoenix 2020 General Election November 03, 2020	Office:	City of Phoenix City Council District 1
Date Opened:	May 01, 2020	Signatures Collected in E-Qual:	0
Campaign Contact Information:	sample@email.com	Status:	Open
Collection Starts:	April 07, 2020 @ 12:00 AM	Filing Period:	April 29, 2020 @ 08:00 AM to July 06, 2020 @ 05:00 PM

(To sign your own petition - Click on your direct link and follow the instructions to sign in as a voter.)

HOW TO VOID A PETITION

1. UNDERSTAND WHAT VOIDING A PETITION MEANS

You can void an open petition, but you cannot void one once it has been closed or filed. Voiding a petition releases any E-Qual signatures collected and cannot be undone. If the petition was created for the wrong office or jurisdiction, the candidate would want to void it. If the candidate decides not to run, they can void their petition which would allow voters to sign another candidate's petition.

2. VOID THE PETITION

Click 'View' next to the petition to view the petition details.

City of Phoenix	2020 General Election	City Council District 1	May 01, 2020 @ 01:40 PM	Open	View
-----------------	-----------------------	-------------------------	-------------------------	------	------

Click 'Void Petition'

ONLINE PETITION

Candidate Name:	Theodore "Teddy" Roosevelt	E-Qual Link:	https://goqa.azsos.gov/cb56
Election:	City of Phoenix 2020 General Election November 03, 2020	Office:	City of Phoenix City Council District 1
Date Opened:	May 01, 2020	Signatures Collected in E-Qual:	0
Campaign Contact Information:	sample@email.com	Status:	Open
Collection Starts:	April 07, 2020 @ 12:00 AM	Filing Period:	April 29, 2020 @ 08:00 AM to July 06, 2020 @ 05:00 PM

VOTER SIGNATURES

Search: CLEAR SEARCH EXPORT ALL TO CSV

LAST NAME	FIRST NAME	ADDRESS	EMAIL	COUNTY	SIGNED
There are no voter signatures for this petition at this time.					

Showing 0 to 0 of 0 entries

Previous Next

VOID PETITION CLOSE PETITION PRINT ONLINE PETITION AND SIGNATURES

You will get a popup message asking you to confirm the action. Click 'Yes, I want to void this petition.'

ARE YOU SURE YOU WANT TO VOID THIS?

Voiding your petition will discard all signatures gathered for this particular petition. This action cannot be undone.

YES, I WANT TO VOID THIS PETITION. NO

You will now see that your petition has been voided and you can no longer view it.

PETITIONS FOR THEODORE "TEDDY" ROOSEVELT					CREATE NEW PETITION
JURISDICTION	ELECTION	OFFICE	OPEN DATE	STATUS	
City of Phoenix	2020 General Election	City Council District 1	April 30, 2020 @ 08:53 AM	Voided	

HOW TO CLOSE A PETITION

1. UNDERSTAND WHAT CLOSING A PETITION MEANS

When you close a petition, this means voters cannot add more signatures to your petition. This action cannot be undone. However, you can create supplemental petitions to gather more signatures up to the minimum number of signatures for the office, if needed.

2. CLOSING THE PETITION

From the petition details screen, click 'Close Petition'

ONLINE PETITION

Candidate Name:	Theodore "Teddy" Roosevelt	E-Qual Link:	https://goqa.azsos.gov/cb56
Election:	City of Phoenix 2020 General Election November 03, 2020	Office:	City of Phoenix City Council District 1
Date Opened:	May 01, 2020	Signatures Collected in E-Qual:	0
Campaign Contact Information:	sample@email.com	Status:	Open
Collection Starts:	April 07, 2020 @ 12:00 AM	Filing Period:	April 29, 2020 @ 08:00 AM to July 06, 2020 @ 05:00 PM

VOTER SIGNATURES

Search: [CLEAR SEARCH](#) [EXPORT ALL TO CSV](#)

LAST NAME	FIRST NAME	ADDRESS	EMAIL	COUNTY	SIGNED
There are no voter signatures for this petition at this time.					

Showing 0 to 0 of 0 entries

[Previous](#) [Next](#)

[VOID PETITION](#) [CLOSE PETITION](#) [PRINT ONLINE PETITION AND SIGNATURES](#)

You will get a popup message asking you to confirm the action. Click 'Yes, I want to close this petition.'

ARE YOU SURE YOU WANT TO CLOSE THIS?

Closing your petition means voters can't add more signatures. This action cannot be undone. You can, however, create a new supplemental petition to gather more signatures.

[YES, I WANT TO CLOSE THIS PETITION.](#) [NO](#)

You will now see that your petition has been closed.

PETITIONS FOR ABRAHAM LINCOLN						CREATE NEW PETITION
JURISDICTION	ELECTION	OFFICE	OPEN DATE	STATUS		
City of Phoenix	2020 General Election	City Council District 1	April 30, 2020 @ 08:48	Closed		View

HOW TO PRINT A PETITION

1. VIEW THE PETITION

Click on “View” at the right-hand side of the petition to open the petition details page.

PETITIONS FOR ABRAHAM LINCOLN					CREATE NEW PETITION
JURISDICTION	ELECTION	OFFICE	OPEN DATE	STATUS	
City of Phoenix	2020 General Election	City Council District 1	April 30, 2020 @ 08:48	Closed	View

2. PRINT THE PETITION

From the petition details page, click ‘Print Petition and Signatures’. You will be directed to a PDF which you can download, save, and print.

ONLINE PETITION

Candidate Name:	Theodore "Teddy" Roosevelt	E-Qual Link:	https://goqa.azsos.gov/cb56
Election:	City of Phoenix 2020 General Election November 03, 2020	Office:	City of Phoenix City Council District 1
Date Opened:	May 01, 2020	Signatures Collected in E-Qual:	0
Campaign Contact Information:	sample@email.com	Status:	Open
Collection Starts:	April 07, 2020 @ 12:00 AM	Filing Period:	April 29, 2020 @ 08:00 AM to July 06, 2020 @ 05:00 PM

VOTER SIGNATURES

Search:

LAST NAME	FIRST NAME	ADDRESS	EMAIL	COUNTY	SIGNED
There are no voter signatures for this petition at this time.					

Showing 0 to 0 of 0 entries

[Previous](#) [Next](#)

HOW TO SEARCH AND EXPORT VOTER SIGNATURES

1. VIEW THE PETITION

Click 'View' next to the open petition to open the petition details page.

City of Phoenix	2020 General Election	City Council District 1	May 01, 2020 @ 01:40 PM	Open	View
-----------------	-----------------------	-------------------------	-------------------------	------	------

2. PRINT THE PETITION

Just above the voter signature table, use the search field to search signatures and/or click on 'Export All to CSV' to download a .csv file of all the petition's signatures.

VOTER SIGNATURES

Search:

CLEAR SEARCH

EXPORT ALL TO CSV

LAST NAME	FIRST NAME	ADDRESS	EMAIL	COUNTY	SIGNED
D	R	N 34TH DR, PHOENIX, AZ, 85027		Maricopa	04/30/2020
C	J	W GROVERS AVE, PHOENIX, AZ, 85053		Maricopa	04/30/2020
B	A	N 29TH DR, PHOENIX, AZ, 85053		Maricopa	04/30/2020

Showing 1 to 3 of 3 entries

Previous1Next

HOW TO FILE NOMINATION PAPERS & PETITIONS

Candidates who want their names to appear on the August 4, 2026, Primary Election ballot must file nomination papers and petitions containing a sufficient number of valid signatures of registered Town of Wickenburg voters.

Nomination petitions can be collected using either E-Qual, paper petitions, or a combination of the two. It is recommended that candidates collect more than the minimum number of required signatures.

Before any signature is collected, a Statement of Interest form must be filed with the Town Clerk's office. Any signatures collected prior to filing the Statement of Interest are subject to challenge.

Filing Period

Candidates must file complete nomination papers/petitions with the Town Clerk's Office during regular business hours (7:00 a.m. to 6:00 p.m.) between March 7, 2026 and **NO LATER** than 5:00 p.m. on Monday, April 6, 2026.

Items to be Submitted at the Time of Filing Nomination Paperwork

- ✓ Financial Disclosure Statement
- ✓ Nomination Paper/Declaration of Qualification
- ✓ Nomination Petitions - hard paper copy petitions and/or E-QUAL petitions

FILING INSTRUCTIONS CANDIDATES NOT USING E-QUAL FILE IN PERSON

Filing Options – all candidates, whether utilizing E-Qual or paper petitions are required to file all paperwork in person during the filing period.

1. Candidate makes an appointment to file nomination papers and petitions with the Town Clerk's Office by calling 928-668-0517 or emailing abrown@wickenburgaz.gov.
2. The filing appointment will take place at the Wickenburg Town Hall, 155 N. Tegner Street, Suite A, Wickenburg, AZ 85390.
3. The filing process takes approximately 30-45 minutes and includes staff completing the following steps:
 - Verifying all required documents are provided, complete and signed.
 - Verifying the minimum number of signatures are provided.
 - Verifying information provided on the Nomination Paper/Declaration of Qualification is complete.
 - Issuing a Statement of Receipt for Nomination Paperwork. NOTE: Once a receipt is issued, no additional nomination petitions will be accepted.

FILING INSTRUCTIONS FOR CANDIDATES USING E-QUAL FILE IN PERSON

1. Candidate prints the E-QUAL petitions and signatures to file with the other filing documents in person
 - Go to the online E-QUAL Petition Portal and Log in <https://apps.azsos.gov/apps/election/eps/Portal/>
 - **VIEW** the petition details - Click 'View' at the right-hand side of the petition to open the petition details page.
 - **PRINT** the petition once it is closed or the signatures have reached the max:
 - Closing a Petition(s) – This action cannot be undone. Once closed, voters cannot add more signatures. To close a petition, click on the green 'Close Petition' button. Once completed, the status on the petition will display 'Closed' and the petition can be printed.
 - Maxed Out Petition – When petitions have hit the maximum number that a candidate can collect with E-QUAL (163), the system will max out the petition. This means no more signatures can be collected using the E-QUAL system for this candidate and the petition can be printed.
 - **CLICK** on the 'Print Petitions and Signatures' and file printed sheets with other campaign documents.
 - The E-QUAL system will generate the circulator cover sheet. Print this sheet as well and complete it with the signature of the circulator (the candidate's signature) and file it with other documents.
2. Candidate makes an appointment to file candidate nomination papers and petitions (both E-QUAL and paper petitions, if any) with the Town Clerk's Office by calling 928-668-0517 or emailing abrown@wickenburgaz.gov.
3. The filing appointment will take place at Wickenburg Town Hall, 155 N. Tegner Street, Suite A, Wickenburg, AZ 85390. Please limit your party to no more than 3 people.
4. The filing process takes approximately 30-45 minutes and includes staff completing the following steps:
 - Verifying all required documents are provided, complete and signed.
 - Verifying the minimum number of signatures are provided.
 - Verifying information provided on the Nomination Paper/Declaration of Qualification is complete.
 - Issuing a Statement of Receipt for Nomination Paperwork. NOTE: Once a receipt is issued, no additional nomination petitions will be accepted.