

TOWN OF WICKENBURG

WATER/WASTEWATER 101 WICKENBURG RANCH

Herschel Workman,
Public Works Director



October 7, 2025

Town of Wickenburg

AGENDA

- History
- Transfer Agreements
- Original Rates
- Existing Rates
- Comparison
- Operational Shortfalls
- How to Reduce Your Bill

BACKGROUND: WICKENBURG PUBLIC WORKS

- Operates 2 Water and Wastewater Systems
- Electrical Grid in Town
- Sanitation Department
- Streets Department
- Parks and Facilities
- Airport

WICKENBURG PUBLIC WORKS SYSTEM 1 AND SYSTEM 2

- Enterprise Funds
- Different Needs and Challenges
 - System 1 Old and Outdated needing major equipment upgrades
 - System 2 is relatively new with expansion funded by the Developer
 - Membrane Bioreactor (MBR) Plant
 - The Town has maintained System 2 since 2018
 - Seasonal Spikes in usage provide unique challenges


SYSTEM 2 TREATMENT PLANT



SYSTEM 2 TREATMENT PLANT



SYSTEM 2 WATER FACILITIES



HISTORY

- **2015:** Developer established rates with the AZ Corporation Commission for self-sustaining facility.
- **Early 2016:** Town lowered water and wastewater rates significantly.
- **October 2018:** Town entered into water and wastewater transfer agreements with Wickenburg Ranch Developer.
- **Operational Shortfalls:** The developer has been responsible for covering operational shortfalls per the Transfer Agreements.



TRANSFER AGREEMENTS

- **Developer Responsibilities:**

- Develop all town facilities until build-out.
- Pay for treatment plant expansions and new wells.
- Cover operational shortfalls.

- **Town Responsibilities:**

- Operate System 2 (Wickenburg Ranch) the same as System 1 (in-town). Establish Rates to cover Operational Expenses and the depreciation.
- Requirement to set aside 24% of water revenues and 28% of wastewater revenues into reserves for future use.

TRANSFER AGREEMENTS

- **Issues:**

- Need to establish rates to cover operational costs and depreciation (Capital Reserves) as Phase 1 nears completion.
- Developer not currently planning to move to Phase 2; uncertain future revenues.

- **Risk:**

- If Rates were not established to cover operational costs and depreciation, the agreement could be nullified.

OPERATIONAL SHORTFALLS

- Since 2019, the total operational shortfall in water has been ***\$1,238,000***.
- Since 2019, the total operational shortfall in Wastewater has been ***\$912,000***.

WASTEWATER YEARLY OPERATIONAL COSTS

Courier Service - \$60,000

Membrane Replacement Costs –Budgeted \$64,000

Grade 4 Operator

Salaries - \$411,439

Utilities - \$115,000

Sludge Processing - \$130,000

Overall Operational Budget - \$1,390,246 up from \$800,134 in 2020

Contingency and Reserves - \$2.6M for a \$20M plant

Revenues in 2020 vs. Budgeted 2026 - \$542,441 vs. \$1,488,802

WATER YEARLY OPERATIONAL COSTS

Chemicals - \$15,000

Salaries - \$238,841

Utilities - \$163,410

Maintenance - \$80,000

Streets Maintenance - \$20,000

Overall Operational Budget - \$855,923 up from \$570,402 in 2020

Contingency and Reserves - \$826,392 with only \$93K in Contingency

Revenues in 2020 vs. Budgeted 2026 Revenues

\$237,938

vs.

\$713,750

ORIGINAL & EXISTING RATES

WR Rates Established by Corporation Commission		
<u>Water Rates</u>	Residential	Commercial
Base Charges		
1-inch meter	\$28.75	\$28.75
Usage Charges Per 1,000 Gallons Water:		
1,000 gallons & over	\$3.30 to \$6.00	
WR Rates Established by Corporation Commission		
<u>Wastewater Rates</u>	Residential	Commercial
Base Charges		
1-inch meter	\$70.00	\$70.00
Usage Charges Per 1,000 Gallons Water:		
Residential	\$2.00	

System 2 Rate Increase

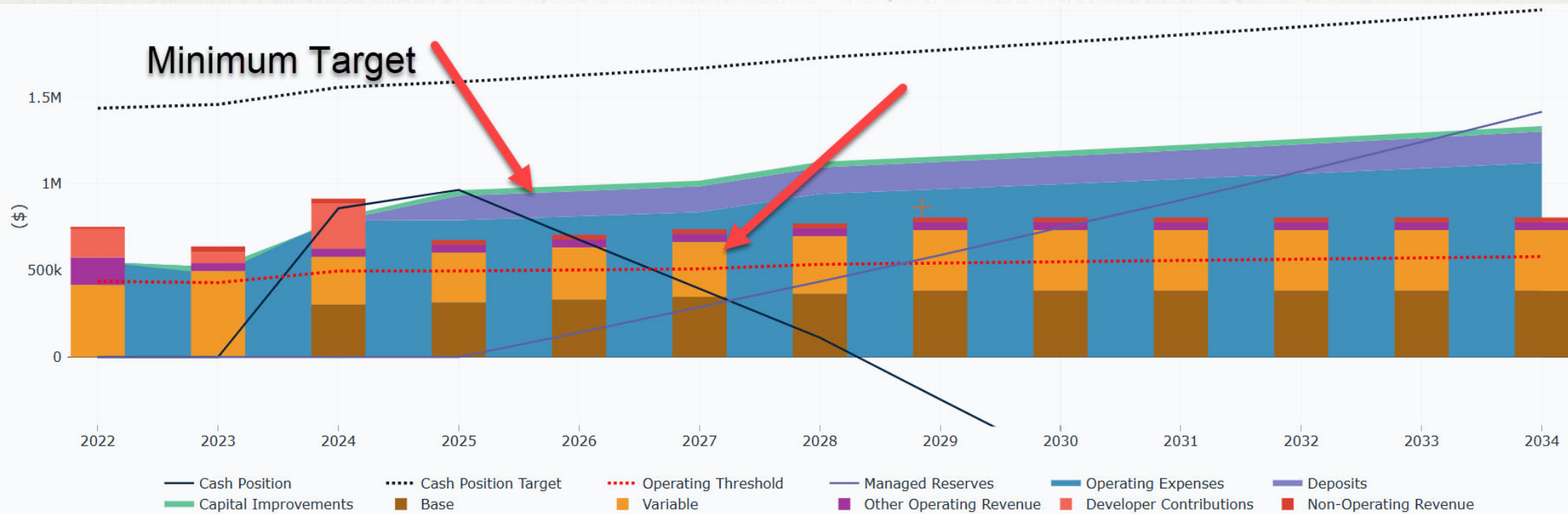
WR Rates Changed by the Town in 2016		
<u>Water Rates</u>	Residential	Commercial
Base Charges		
1-inch meter	\$18.46	\$19.69
Usage Charges Per 1,000 Gallons Water:		
1,000 to 10,000 gallons	\$1.75	\$1.75
11,000 to 20,000 gallons	2.39	2.39
21,000 to 50,000 gallons	4.32	4.32
WR Rates Changed by the Town in 2016		
<u>Wastewater Rates</u>	Residential	Commercial
Base Charges		
1-inch meter	\$57.30	\$64.16
Usage Charges Per 1,000 Gallons Water:		
Residential	\$2.64	

ADOPTED SOLUTION – WATER 4 YEAR PHASED INCREASE

	Initial	2025	2026	2027	2028	2029
	Resolution #1880	15% increase	15% increase	15% increase	15% increase	3% increase
Monthly Base	Effective 03/01/2016	Wednesday, January 1, 2025	Effective FY2026	Effective FY2027	Effective FY2028	Effective FY2029
5/8" Residential	\$16.95	\$19.49	\$22.42	\$25.78	\$29.65	\$30.54
5/8" Commercial	\$18.19	\$20.92	\$24.06	\$27.66	\$31.81	\$32.77
1" Residential	\$18.46	\$21.23	\$24.41	\$28.08	\$32.29	\$33.26
1" Commercial	\$19.69	\$22.64	\$26.04	\$29.95	\$34.44	\$35.47
1.5"	\$32.01	\$36.81	\$42.33	\$48.68	\$55.99	\$57.67
2"	\$49.51	\$56.94	\$65.48	\$75.30	\$86.59	\$89.19
3"	\$69.44	\$79.86	\$91.83	\$105.61	\$121.45	\$125.09
4"	\$90.56	\$104.14	\$119.77	\$137.73	\$158.39	\$163.14
6"	\$454.66	\$522.86	\$601.29	\$691.48	\$795.20	\$819.06
8"	\$504.66	\$580.36	\$667.41	\$767.52	\$882.65	\$909.13
10"	\$554.66	\$637.86	\$733.54	\$843.57	\$970.10	\$999.21
12"	\$604.66	\$695.36	\$799.66	\$919.61	\$1,057.55	\$1,089.28
Usage Per 1,000	System 2	Proposed Rates	Proposed Rates	Proposed Rates	Proposed Rates	Proposed Rates
0 to 10,000 gallons	\$1.75	\$2.01	\$2.31	\$2.66	\$3.06	\$3.15
11,000 to 20,000 gallons	\$2.39	\$2.75	\$3.16	\$3.63	\$4.18	\$4.31
21,000 to 50,000 gallons	\$4.32	\$4.97	\$5.71	\$6.88	\$7.09	\$7.30
51,000 gallons and over	\$4.59	\$5.28	\$6.07	\$7.31	\$7.53	\$7.76

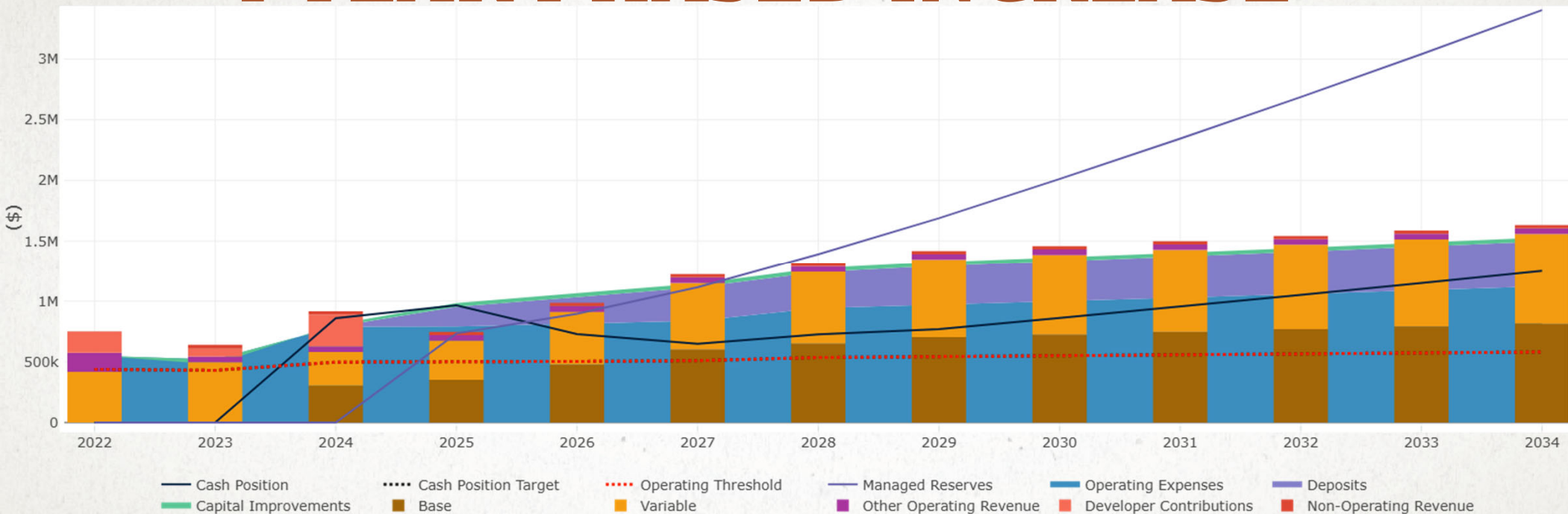
System 2 Rate Increase

NO INCREASE – WATER



System 2 Rate Increase

ADOPTED SOLUTION – WATER 4 YEAR PHASED INCREASE



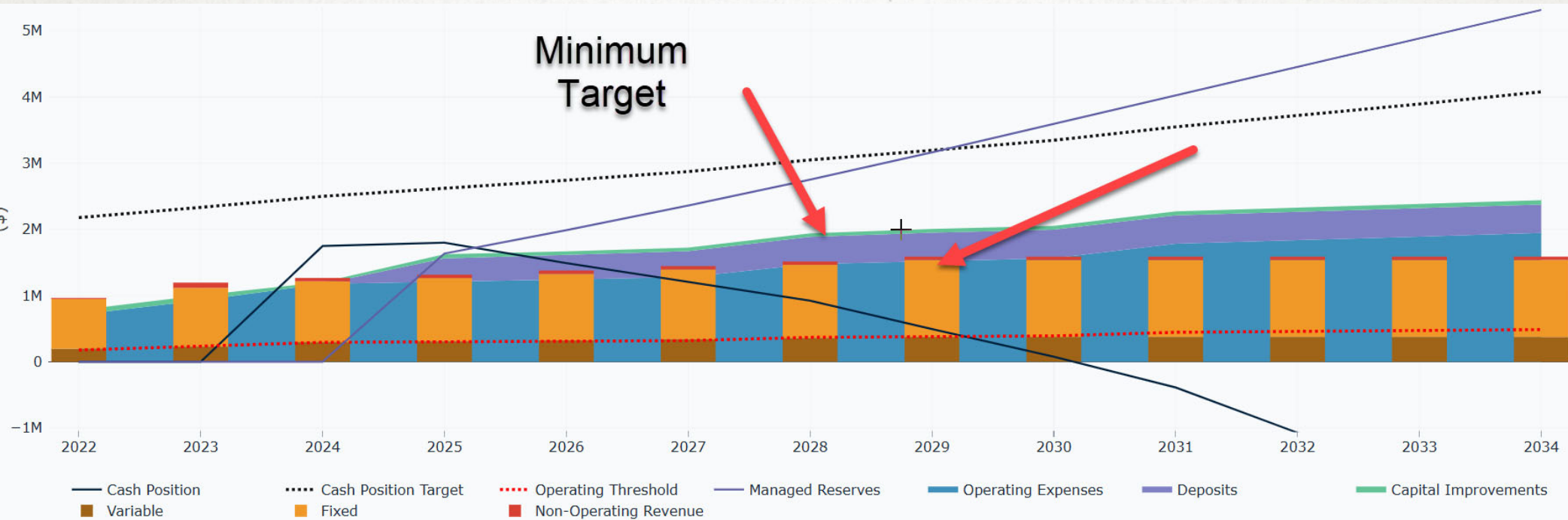
System 2 Rate Increase

ADOPTED SOLUTION – WASTEWATER 4 YEAR PHASED INCREASE

	Initial	2025	2026	2027	2028	2029
		12.5% increase to Base	12.5% Increase to Base	12.5% Inc to Base	12.5% Inc. to Base	
	Resolution #1880	7% increase to Variable	7% inc to Variable	7% inc to Variable	7% inc to Variable	3% increase
Monthly Base	Effective 03/01/2016	January 1, 2025	Effective FY2026	Effective FY2027	Effective FY2028	Effective FY2029
5/8" Residential	\$40.00	\$45.00	\$50.63	\$56.95	\$64.07	\$65.99
5/8" Commercial	\$47.16	\$53.06	\$59.69	\$67.15	\$75.54	\$77.81
1" Residential	\$57.30	\$64.46	\$72.52	\$81.59	\$91.78	\$94.54
1" Commercial	\$64.46	\$72.52	\$81.58	\$91.78	\$103.25	\$106.35
1.5"	\$127.44	\$143.37	\$161.29	\$181.45	\$204.13	\$210.26
2"	\$200.80	\$225.90	\$254.14	\$285.90	\$321.64	\$331.29
3"	\$271.63	\$305.58	\$343.78	\$386.75	\$435.10	\$448.15
4"	\$441.87	\$497.10	\$559.24	\$629.15	\$707.79	\$729.02
6"	\$1,179.07	\$1,326.45	\$1,492.26	\$1,678.79	\$1,888.64	\$1,945.30
8"	\$1,209.07	\$1,360.20	\$1,530.23	\$1,721.51	\$1,936.70	\$1,994.80
10"	\$1,239.07	\$1,393.95	\$1,568.20	\$1,764.22	\$1,984.75	\$2,044.29
12"	\$1,269.07	\$1,427.70	\$1,606.17	\$1,806.94	\$2,032.80	\$2,093.79
Usage Per 1,000	System 2	Proposed Rates	Proposed Rates	Proposed Rates	Proposed Rates	Proposed Rates
Residential	\$2.64	\$2.82	\$3.02	\$3.23	\$3.46	\$3.56
Commercial Small	\$3.00	\$3.21	\$3.43	\$3.68	\$3.93	\$4.05
Commercial Medium	\$3.75	\$4.01	\$4.29	\$4.59	\$4.92	\$5.06
Commercial Large	\$4.90	\$5.24	\$5.61	\$6.00	\$6.42	\$6.62

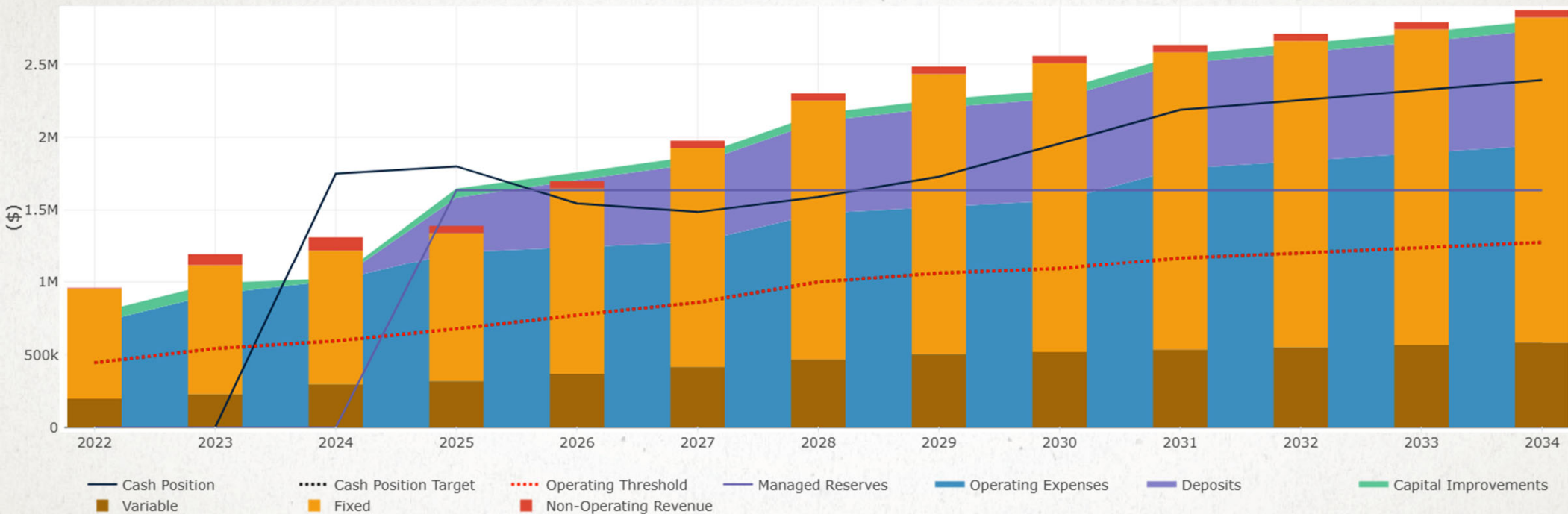
System 2 Rate Increase

NO RATE INCREASE – WASTEWATER



System 2 Rate Increase

ADOPTED SOLUTION – WASTEWATER 4 YEAR PHASED INCREASE



System 2 Rate Increase

COMPARISON

A typical water and wastewater customer uses a 1-inch meter and around 8,000 gallons per month.

Service	Original Rates Established by Corporation Commission	Rates Changed by the Town in 2016 by Resolution 1880	Adopted Rates
Water (1-inch meter, 8,000 gallons)	\$68.75	\$32.46	\$56.79
Wastewater (1- inch meter, 8,000 gallons)	\$86.00	\$78.42	\$119.12

HOW TO READ YOUR BILL

TOWN OF WICKENBURG
155 N. TEGNER ST., STE. A
WICKENBURG, ARIZONA 85390

UTILITY BILLING
(928) 668-0520
PAYABLE AT TOWN HALL

CURRENT CHARGES DUE AND PAYABLE 25 DAYS AFTER BILL DATE

NAME: [REDACTED] BILL DATE: 09/18/25
LOCATION: [REDACTED] CURRENT CHARGES DUE: 10/13/25
ACCOUNT: [REDACTED] PREVIOUS READ: WA 08/18/2025 EL 08/18/2025 # OF DAYS 28

DATE READ	DESCRIPTION	METER READING		FACTOR	USAGE	CURRENT CHARGE
		PRESENT	PREVIOUS			
	Adjustment(s) and/or Balance Transfer(s)					.00
09/15/2025	ELECTRIC - Base & Usage	45811	44778	1	1033	100.53
	<u>WATER - Base Fee</u>					30.87
09/15/2025	<u>WATER - Usage Fee</u>	269	265	1	4	11.16
	<u>WASTEWATER - Usage Fee</u>				4	20.28
	<u>WASTEWATER - Base</u>				1	31.01
	SANITATION - Service Fee				1	27.00
	MANDATED TAX					.03
	SALES TAX					12.12
	LATE PAYMENT PENALTY					8.96
	ELECTRIC - Power Supply Adjust					22.42

2.79

Gallons This bill is for a 5/8 inch water meter

DEPOSIT APPLIED .00 **5.07**

To pay your bill online you can visit our website at www.wickenburgaz.gov/1432/Utilities and select the pay now option.

USAGE COMPARISON	Current Yr	Prev Yr	PREVIOUS BALANCE	CURRENT CHARGES	TOTAL DUE
ELECTRIC:	1,033				
WATER:	4		179.18	264.38	443.56

PAYMENTS RECEIVED AFTER 4:00 P.M. WILL BE POSTED ON THE NEXT BUSINESS DAY.

The following employees are authorized to provide information about this communication:
Reveree clerk at 928-668-0520 or Tessa at 928-668-0520 taffee@wickenburgaz.gov

LAST PYMT: 09/29/2025 443.56CR

WHEN PAYING IN PERSON, PLEASE BRING YOUR ENTIRE BILL.
WHEN PAYING BY MAIL OR USING OUR AFTER HOURS DROP BOX,
PLEASE REMIT THE LOWER PORTION WITH YOUR PAYMENT.

TOWN OF WICKENBURG
155 N. TEGNER ST., STE. A
WICKENBURG, ARIZONA 85390

	CURRENT CHARGES DUE	TOTAL DUE	AMOUNT REMITTED
[REDACTED]	10/13/2025	443.56	

WE SAVE MONEY BY BEING EFFICIENT

- Treatment plant requires 4 full time employees, we operate with 5 ½ time employees
- Equipment costs are split between the 2 systems

HOW CAN YOU SAVE MONEY?

- Resolve leaks (irrigation and pool) quickly
- Go on Sewer Cost Averaging
- Water your plantings less frequently
- Future Potential to Monitor Usage Remotely with Alerts

SHOULD I INSTALL AN IRRIGATION METER?



340039901

08/21/25

09/15/25

PREVIOUS READ: WA 07/14/2025 # OF DAYS: 35

	Adjustment(s) and/or Balance Transfer(s)					.00
	WATER - Base Fee			2		48.82
08/18/2025	WATER - Usage Fee	92	90	1	2	4.62
08/18/2025	WATER - Usage Fee	193	183	1	10	23.10
	WASTEWATER - Usage Fee			2		6.04
	WASTEWATER - Base			1		72.52
	SANITATION - Service Fee			1		27.00
	MANDATED TAX					.08
	SALES TAX					6.55

DEPOSIT APPLIED


.00


To pay your bill online you can visit our website at www.wickenburgaz.gov/1432/Utilities and select the pay now option.



Town of Wickenburg

HOW TO REPORT AN ISSUE

[GOVERNMENT](#)[DEPARTMENTS](#)[RESIDENTS](#)[EXPERIENCE WICKENBURG](#)[FAQ](#)[CONTACT US](#)[REGISTER](#)



ARIZONA

Pay Online <

Trash & Recycling <

Rec, Aquatics & Facility Rentals <

Documents <

Agenda, Minutes & Packets <


Permit Center <

Utility Accounts & Payment <

Events <

Share a Compliment or Concern <

Employment <



Latest News

Stay up to date

QUESTIONS



Town of Wickenburg